

VW784 4-Port 4K HDMI Input Board

VW884 4-Port 4K HDMI Output Board

Installation Guide



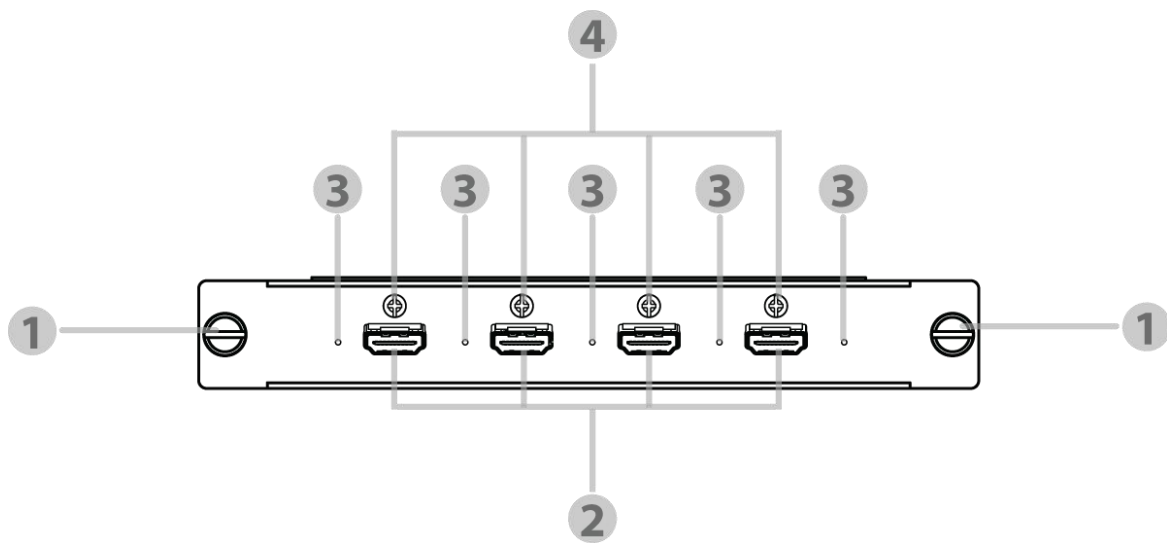
MISC10000064 11/2025 V2.0

Package Contents

Qty	Description
1	VW784 4-Port 4K HDMI Input Board / VW884 4-Port 4K HDMI Output Board
1	user instructions

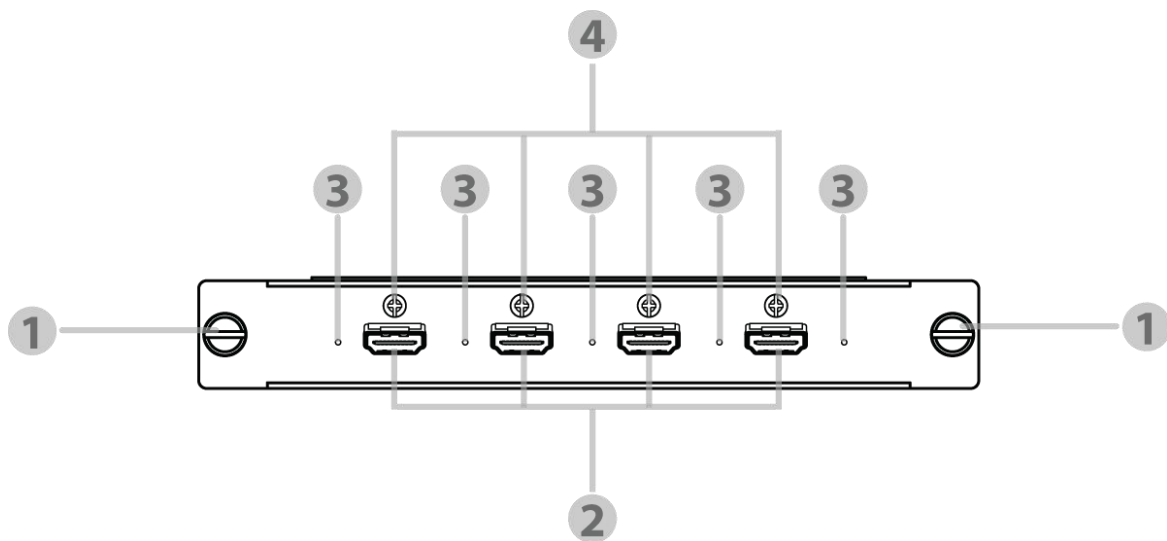
Hardware Overview

- VW784 Front View**



- 1. thumbscrews
- 2. HDMI in
- 3. LEDs
- 4. ATEN LockPro™ screws

- VW884 Front View**

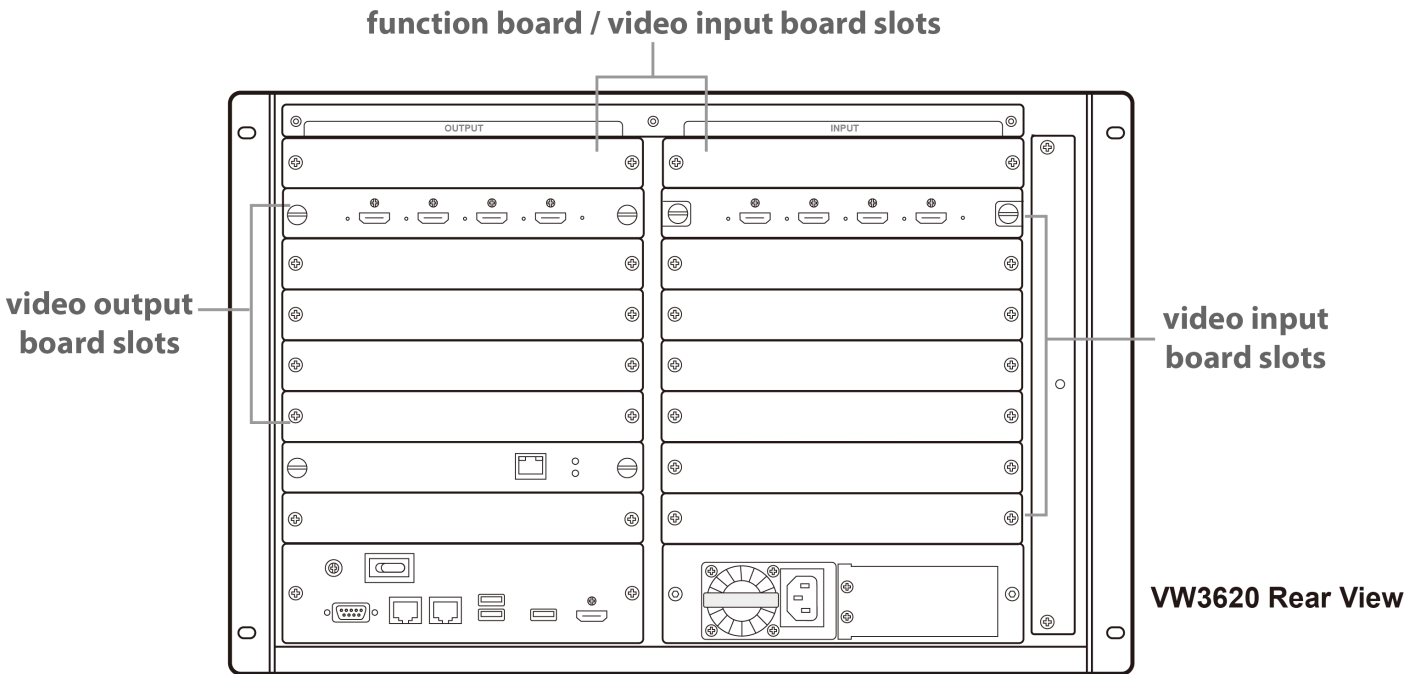


- 1. thumbscrews
- 2. HDMI out
- 3. LEDs
- 4. ATEN LockPro™ screws

Installing VM784 / VM884 to the VW Series Video Wall Processor

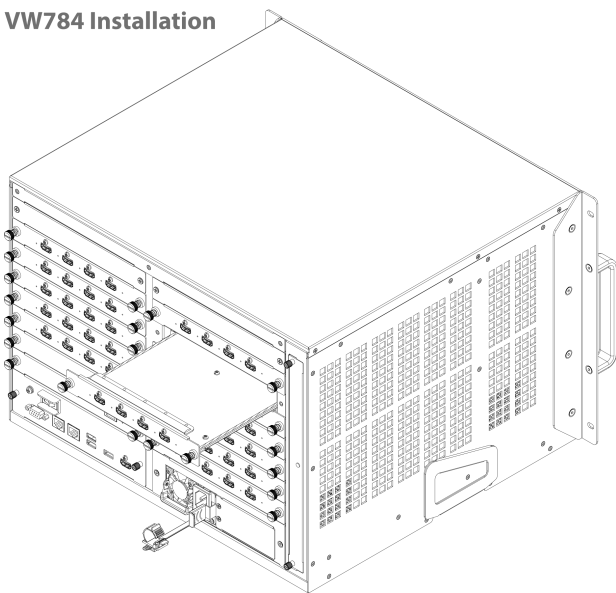
1. Remove the covers of an output board slot and an input board slot.

The VW3620 is used as an example to illustrate the installation process for compatible Video Wall Processor models.

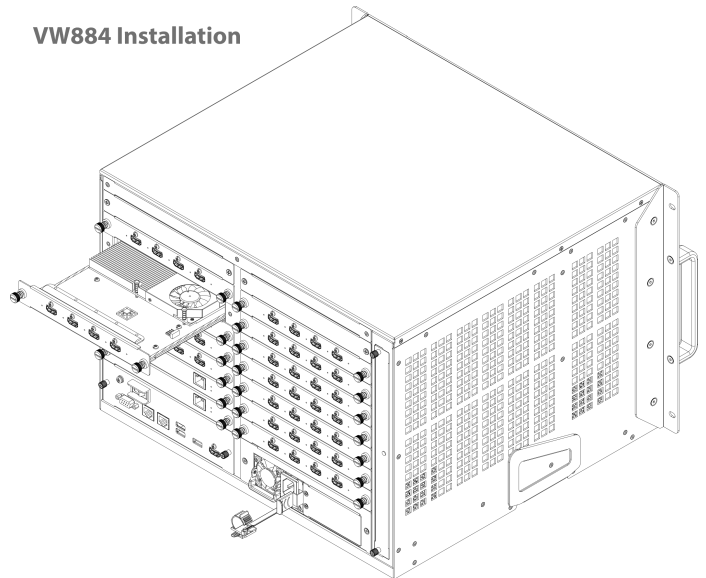


2. Insert the VW784 input board / VW884 output board into the slot of the VW Series video wall processor.
 - Install the VW784 video input board(s) to the video input board slot(s) or the function board/video input board slot(s).
 - Install the VW884 video output board(s) to video output board slot(s).

VW784 Installation



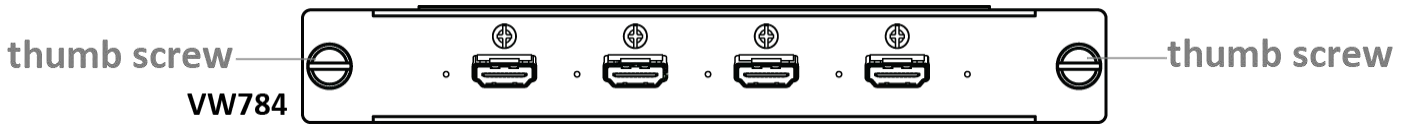
VW884 Installation



3. Gently push the VW784 video input board / VW884 video output board until it is fully seated in the slot.
4. Press down on each thumbscrew head to position it, then tighten the thumbscrew by turning it clockwise.

Removing the I/O Board

1. Alternately loosen each thumbscrew.
2. Hold the two thumbscrews and then gently pull out the VW784 input board / VW884 output board.



Installing Source and Display Devices

1. Optionally install the video input boards/video output boards to the VW Series video wall processor for expansion.
 - (a) Install the VW784 video input board(s) to the video input board slot(s) or the function board/video input board slot(s).
 - (b) Install the VW884 video output board(s) to video output board slot(s).
2. Connect your video source device(s) to the HDMI input port(s) of the VW784 video input board(s).
3. Connect your video display device(s) to the HDMI output port(s) of the VW884 video output board(s).

