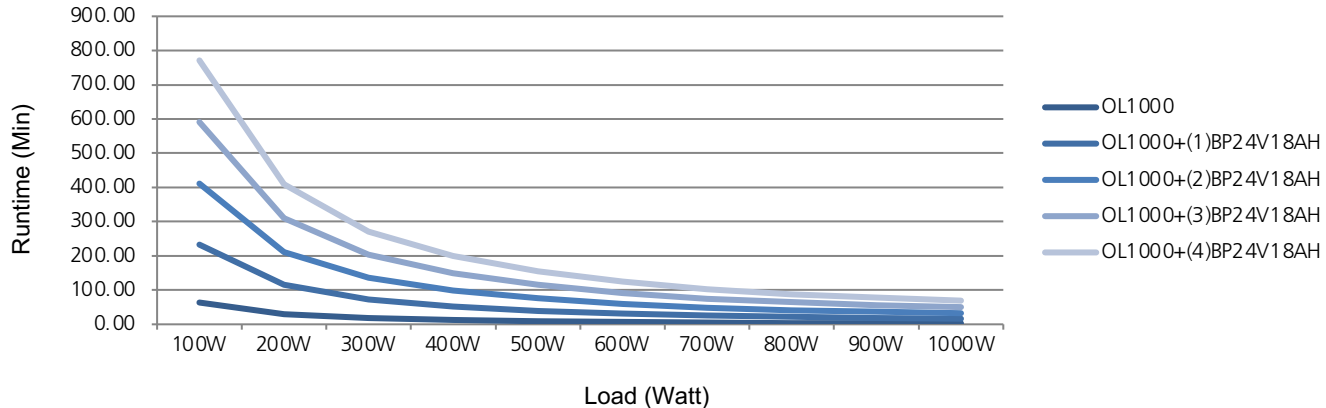


Reference - ATEN UPS Runtime Table

Battery (HH : MM : SS)	Load (Watt)	100	200	300	400	500	600	700	800	900	1000 (Full Load)
OL1000		1:03:40	0:29:54	0:18:31	0:12:55	0:09:26	0:07:02	0:05:22	0:04:14	0:03:36	0:03:06
OL1000 + (1)BP24V18AH		3:52:51	1:55:57	1:13:11	0:52:04	0:39:32	0:31:13	0:25:27	0:21:29	0:18:40	0:16:28
OL1000 + (2)BP24V18AH		6:51:13	3:31:53	2:16:57	1:38:55	1:15:46	1:00:08	0:49:12	0:41:04	0:36:41	0:32:30
OL1000 + (3)BP24V18AH		9:50:59	5:09:55	3:23:16	2:28:30	1:54:46	1:31:43	1:15:23	1:04:29	0:56:34	0:50:19
OL1000 + (4)BP24V18AH		12:51:14	6:48:45	4:30:36	3:19:17	2:35:04	2:04:38	1:42:57	1:28:15	1:17:39	1:09:15

OL1000 Runtime Chart



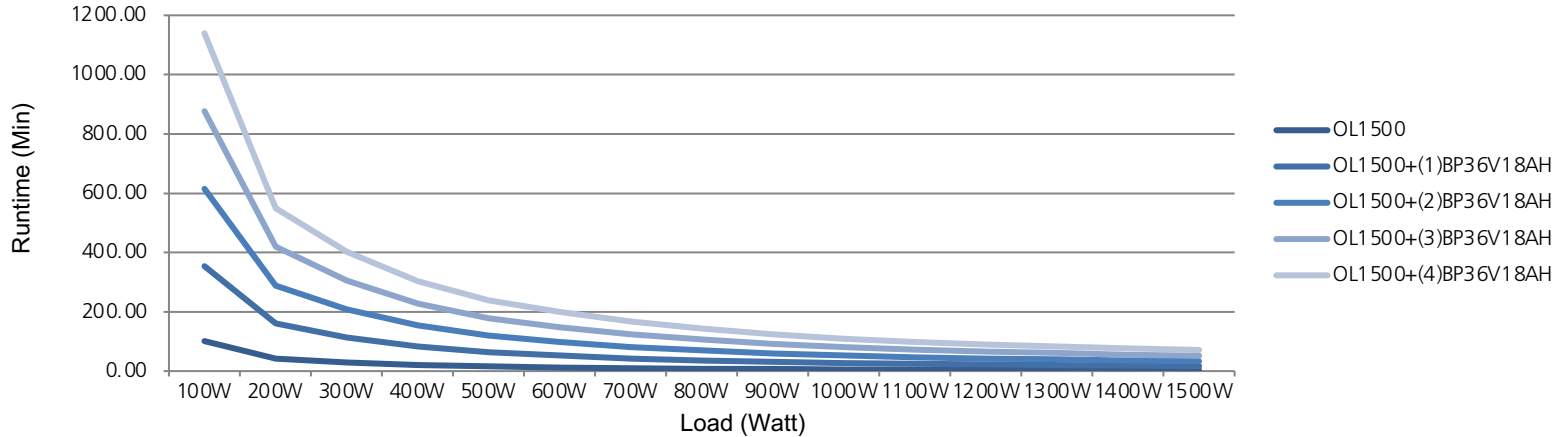


ATEN UPS Runtime Table (OL1500)



Battery (HH : MM : SS)	Load (Watt)														
	100	200	300	400	500	600	700	800	900	1000	1100	1200	1300	1400	1500 (Full Load)
OL1500	1:41:11	0:42:26	0:29:27	0:21:10	0:16:03	0:12:54	0:10:19	0:08:33	0:07:04	0:05:54	0:05:02	0:04:26	0:03:59	0:03:37	0:03:18
OL1500 + (1)BP36V18AH	5:53:48	2:40:50	1:54:16	1:23:14	1:03:46	0:51:59	0:42:40	0:36:27	0:31:18	0:27:18	0:24:22	0:22:03	0:20:07	0:18:28	0:17:04
OL1500 + (2)BP36V18AH	10:14:49	4:48:58	3:28:58	2:34:45	2:00:07	1:38:45	1:21:35	1:10:01	1:00:18	0:52:44	0:47:14	0:42:55	0:39:17	0:36:12	0:33:32
OL1500 + (3)BP36V18AH	14:36:51	6:58:52	5:05:47	3:48:42	2:59:06	2:28:16	2:03:18	1:46:19	1:31:58	1:20:41	1:12:26	1:05:59	1:00:33	0:55:56	0:51:56
OL1500 + (4)BP36V18AH	18:59:15	9:09:25	6:43:24	5:03:38	3:59:10	3:18:58	2:46:17	2:23:57	2:04:59	1:50:00	1:38:47	1:30:10	1:22:54	1:16:42	1:11:21

OL1500 Runtime Chart



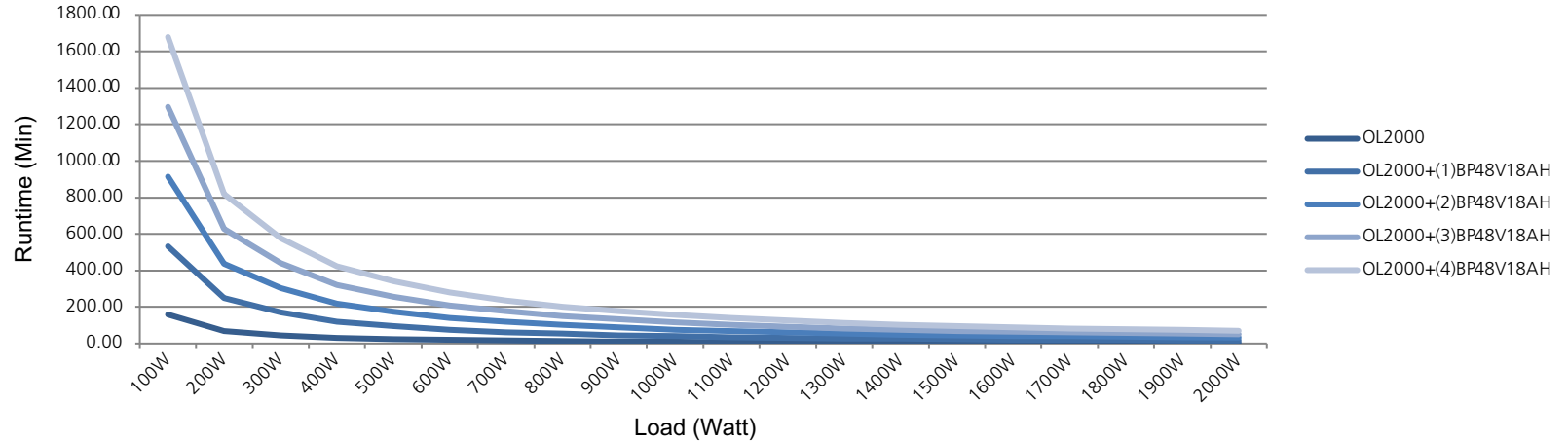


ATEN UPS Runtime Table (OL2000)



Battery \ Load (Watt)	100	200	300	400	500	600	700	800	900	1000	1100	1200	1300	1400	1500	1600	1700	1800	1900	2000 (Full Load)
OL2000	2:38:36	1:08:23	0:44:52	0:31:04	0:24:11	0:19:07	0:15:50	0:13:12	0:11:11	0:09:34	0:08:13	0:07:08	0:06:03	0:05:18	0:04:45	0:04:20	0:03:59	0:03:41	0:03:25	0:03:11
OL2000 + (1)BP48V18AH	8:52:32	4:08:22	2:49:18	2:00:13	1:34:40	1:15:28	1:02:58	0:53:07	0:45:45	0:39:57	0:35:18	0:31:33	0:27:53	0:25:31	0:23:29	0:21:44	0:20:12	0:18:51	0:17:40	0:16:37
OL2000 + (2)BP48V18AH	15:14:12	7:17:26	5:03:25	3:39:14	2:54:51	2:21:00	1:58:39	1:40:50	1:27:18	1:16:34	1:07:50	1:00:45	0:53:44	0:49:20	0:45:33	0:42:16	0:39:25	0:36:53	0:34:39	0:32:40
OL2000 + (3)BP48V18AH	21:36:37	10:27:49	7:19:15	5:20:20	4:17:20	3:29:03	2:57:00	2:31:17	2:11:38	1:55:56	1:43:06	1:32:38	1:22:06	1:15:26	1:09:48	1:04:55	1:00:38	0:56:52	0:53:31	0:50:31
OL2000 + (4)BP48V18AH	3:59:16	13:38:41	9:35:42	7:02:13	5:40:44	4:38:08	3:56:27	3:22:55	2:57:13	2:36:36	2:19:42	2:05:52	1:51:53	1:43:00	1:35:28	1:28:56	1:23:12	1:18:07	1:13:37	1:09:34

OL2000 Runtime Chart





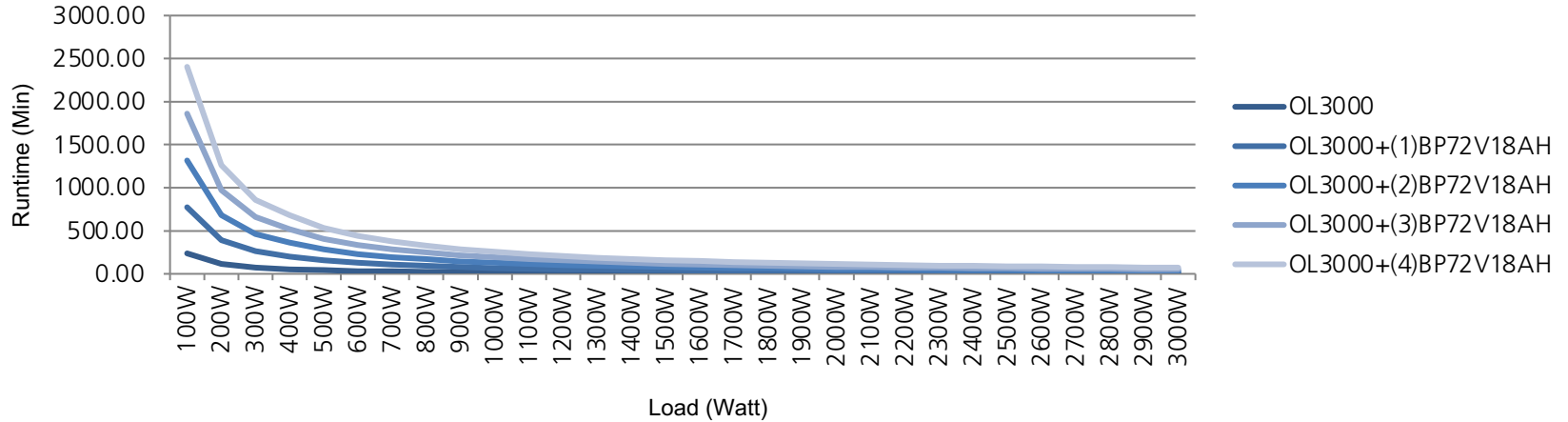
ATEN UPS Runtime Table (OL3000)



Battery (HH : MM : SS) \ Load (Watt)	100	200	300	400	500	600	700	800	900	1000	1100	1200	1300	1400	1500
OL3000	3:57:33	1:54:05	1:12:32	0:54:42	0:41:10	0:32:36	0:27:29	0:23:10	0:19:54	0:17:16	0:15:13	0:13:31	0:12:05	0:10:51	0:09:47
OL3000 + (1)BP72V18AH	12:53:24	6:34:25	4:21:58	3:22:54	2:36:24	2:05:51	1:47:01	1:30:49	1:18:26	1:08:24	1:00:37	0:54:16	0:48:59	0:44:33	0:40:46
OL3000 + (2)BP72V18AH	21:56:40	11:22:58	7:40:22	6:00:33	4:41:24	3:48:58	3:16:22	2:48:05	2:26:16	2:08:24	1:54:27	1:42:55	1:33:16	1:25:05	1:18:04
OL3000 + (3)BP72V18AH	7:00:27	16:12:27	11:00:04	8:39:42	6:48:12	5:34:07	4:47:55	4:07:43	3:36:36	3:11:01	2:50:56	2:34:18	2:20:19	2:08:24	1:58:09
OL3000 + (4)BP72V18AH	16:04:26	21:02:15	14:20:12	11:19:25	8:55:39	7:20:01	6:20:18	5:28:16	4:47:55	4:14:41	3:48:33	3:26:51	3:08:35	2:52:59	2:39:31

Battery (HH : MM : SS) \ Load (Watt)	1600	1700	1800	1900	2000	2100	2200	2300	2400	2500	2600	2700	2800	2900	3000 (Full Load)
OL3000	0:08:52	0:08:03	0:07:20	0:06:34	0:06:01	0:05:32	0:05:11	0:04:53	0:04:37	0:04:22	0:04:08	0:03:56	0:03:45	0:03:34	0:03:25
OL3000 + (1)BP72V18AH	0:37:31	0:34:42	0:32:14	0:29:46	0:28:00	0:26:26	0:25:01	0:23:44	0:22:34	0:21:30	0:20:32	0:19:38	0:18:48	0:18:02	0:17:20
OL3000 + (2)BP72V18AH	1:12:00	1:06:42	1:02:03	0:57:22	0:54:07	0:51:12	0:48:33	0:46:09	0:43:59	0:41:59	0:40:09	0:38:28	0:36:54	0:35:27	0:34:07
OL3000 + (3)BP72V18AH	1:49:15	1:41:26	1:34:33	1:27:23	1:22:33	1:18:13	1:14:17	1:10:43	1:07:28	1:04:29	1:01:45	0:59:13	0:56:53	0:54:43	0:52:42
OL3000 + (4)BP72V18AH	2:27:48	2:17:30	2:08:24	1:58:41	1:52:14	1:46:26	1:41:12	1:36:26	1:32:05	1:28:06	1:24:25	1:21:02	1:17:54	1:14:59	1:12:17

OL3000 Runtime Chart



Simply Better Connections

